

Cost of Capital in the Current Environment


COVID-19 Update - July 30, 2020



For more information, visit: <https://www.duffandphelps.com/costofcapital>

Global 10-Year Government Bond Yields

Data as of July 22, 2020



Sources: Bloomberg (Brazil, India), Capital IQ (other countries)

YTD 2020 Stock Market Index Comparison

Data as of July 22, 2020

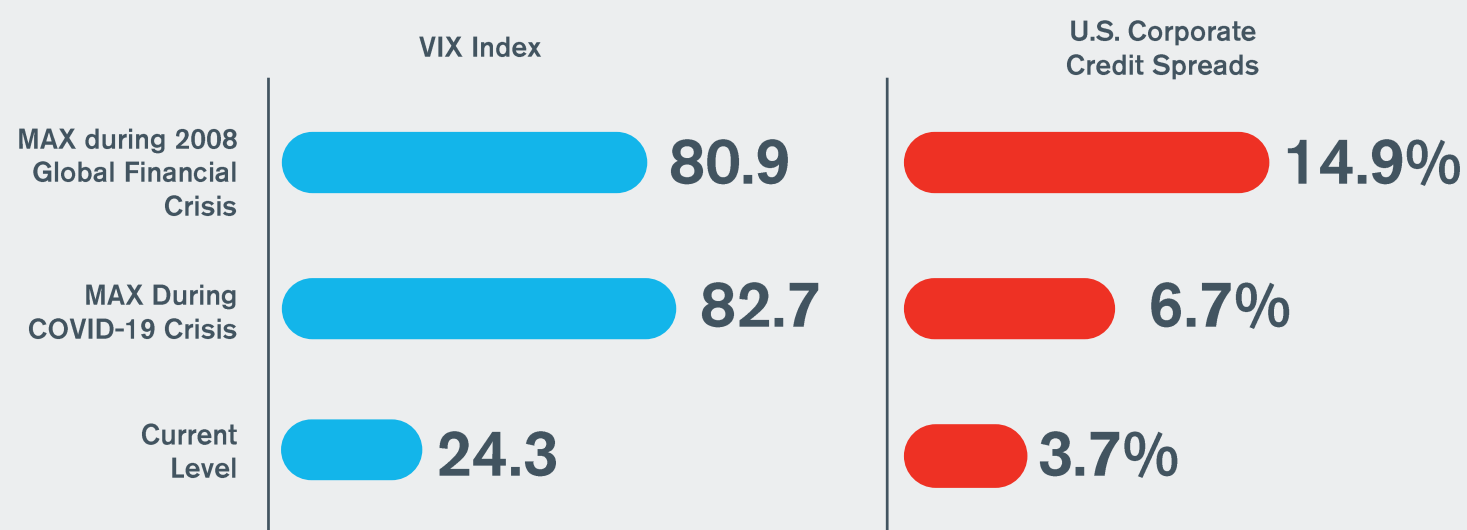


Source: Capital IQ

VIX® Index and U.S. Corporate Credit Spreads*

Data as of July 22, 2020

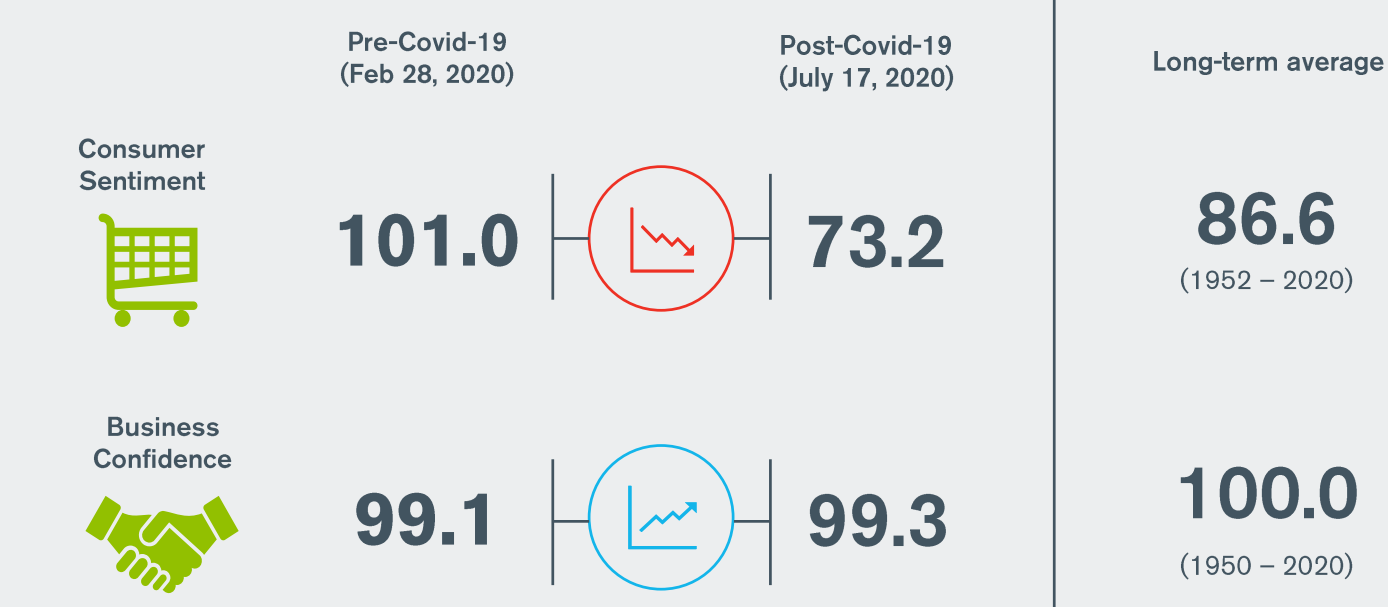
* U.S. Corporate Credit Spreads based on the difference in effective yields between the ICE BofA US High Yield Index and the ICE BofA US Corporate Index



Sources: Capital IQ, FRED® Economic Data

U.S. Consumer Sentiment vs. Business Confidence

Data as of July 22, 2020



Sources: Michigan University's Index of Consumer Confidence, OECD's Business Confidence Index

Real GDP Growth – Q1 2020

Data as of July 20, 2020

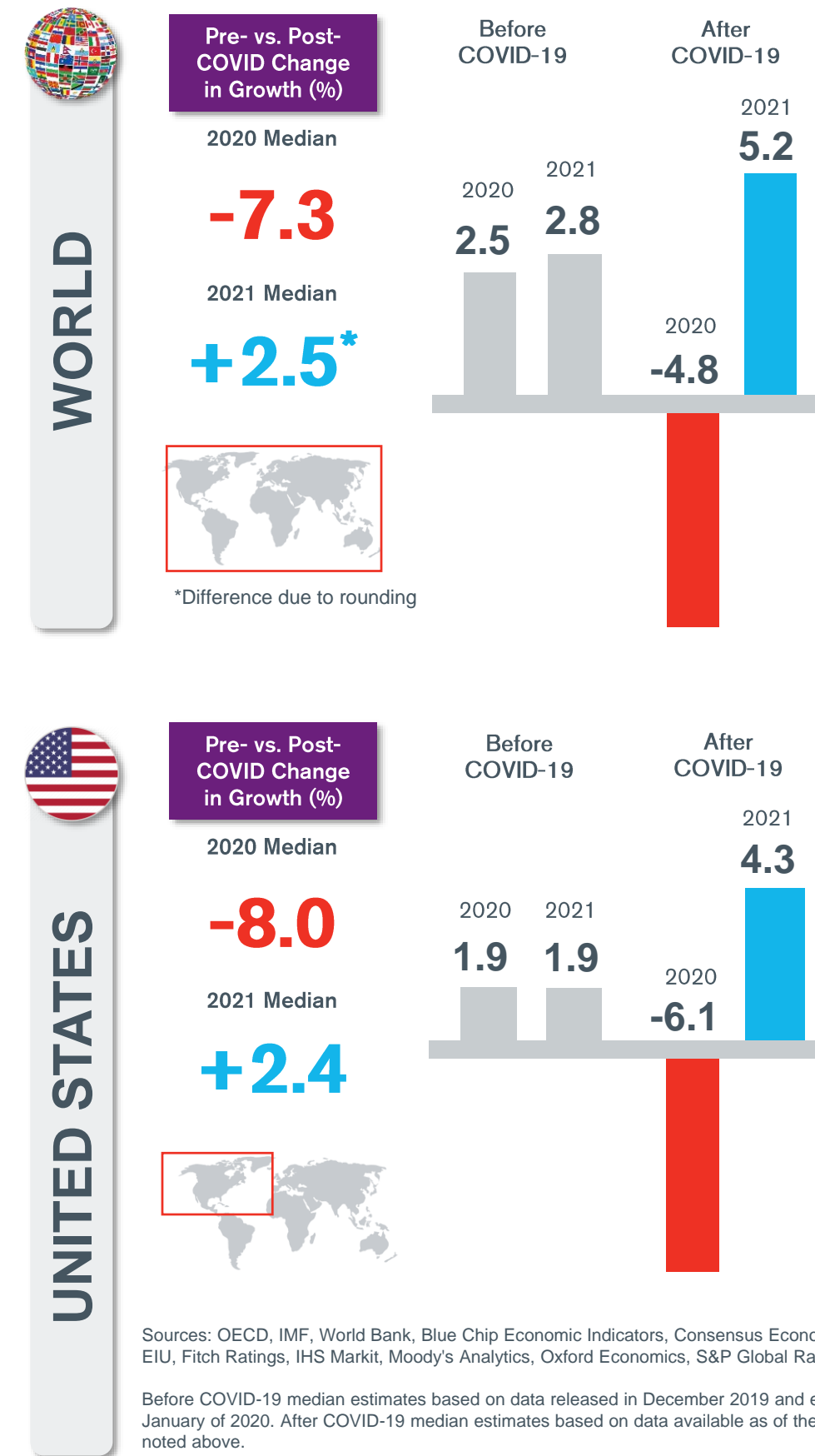


Sources: FRED® Economic Data (Eurozone, Japan, U.S.), National Bureau of Economic Research, UK's Office of National Statistics.

Quarter-on-quarter growth based on the growth rate from Q4 2019 to Q1 2020. This rate is annualized by computing the compounded growth rate for four quarters as follows: $(1 + \text{Real GDP Q/Q Growth})^4$. The annualized rate shows what the quarterly change would be if it lasted a full year.

Real GDP Growth (%) Estimates (Median)

Data as of June 24, 2020

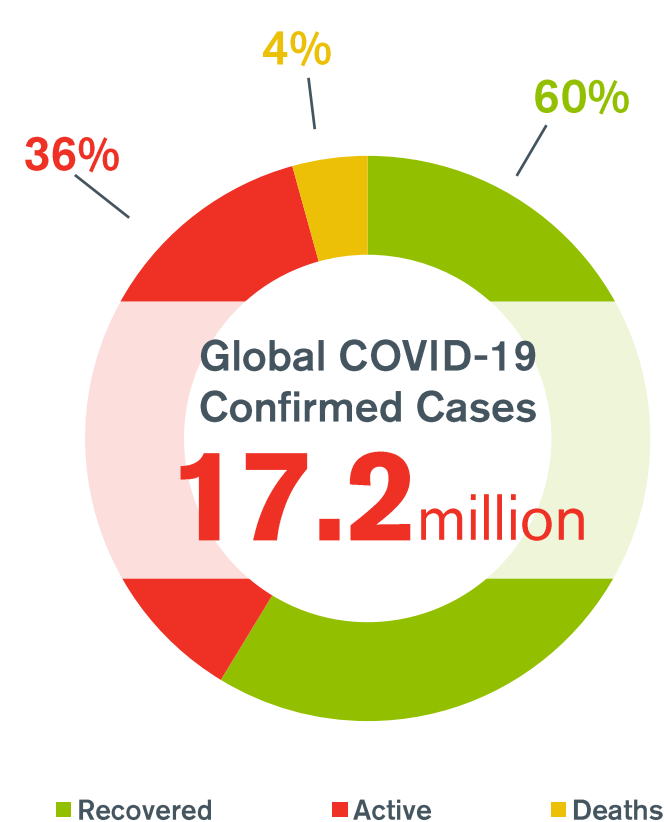


Sources: OECD, IMF, World Bank, Blue Chip Economic Indicators, Consensus Economics, EIU, Fitch Ratings, IHS Markit, Moody's Analytics, Oxford Economics, S&P Global Ratings.

Before COVID-19 median estimates based on data released in December 2019 and early January of 2020. After COVID-19 median estimates based on data available as of the date noted above.

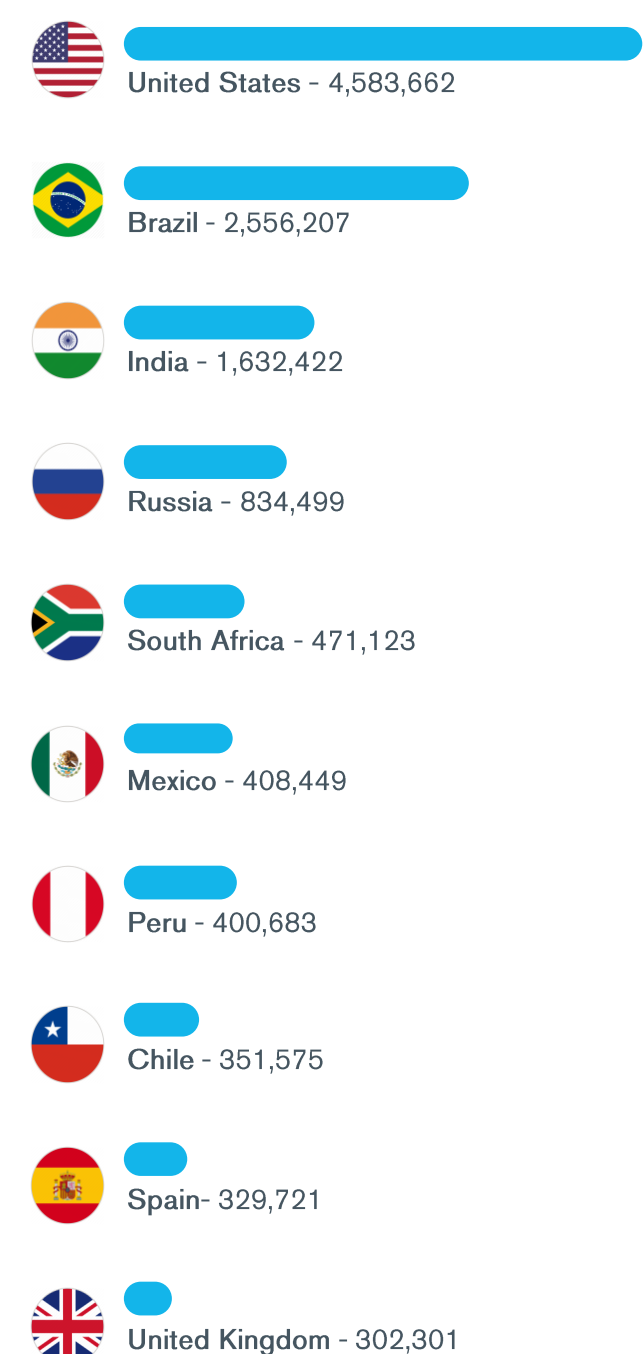
Tracking COVID-19

Updated: July 30, 2020



Top 10

Confirmed Cases by Country



U.S. Unemployment Rate

Data as of July 22, 2020



Source: U.S. Bureau of Labor Statistics

Source: Worldometers.com